

Year 2 - Learning @ Home Term 3, Week 4


It is very important that the learning at home program maintains a harmonious family life. If things aren't working out on any given day, please take a break or stop for the day. We are here to help and support you - please let us know if you are having any problems. Remember, you are not alone!

Webex Catch-Up Details

Start Time: 10am

Below are the login details for each class:

Class	Meeting Number	Password	Web Browser Link
2AS Miss Shacklock	165 899 3402	NLPS	https://educic.webex.com/educic/j.php?MTID=mebdc8c4adb8e2215d5ad22e701c5d592
2HJ Heidi	165 973 0585	NLPS	https://educic.webex.com/educic/j.php?MTID=m1beb45a1ec82375867fe84afd6d4e059
2DO Denise	165 632 5176	NLPS	https://educic.webex.com/educic/j.php?MTID=m626c43ada71da9eca79745f33dc7751b
2TN Tarsh	165 779 0990	NLPS	https://educic.webex.com/educic/j.php?MTID=m0bc81d8fb6f6c4d97948f428bd9f3886



twinkl

BQT - From Little Things Big Things Grow

Focus: Animal Lifecycles

Your task is on Seesaw and is to be completed on Seesaw.







Heidi James



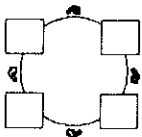
Assign...


Student Instructions


Frog Life Cycle Labelling

1. Click on the  and listen to the video.
2. Click on  to go to your working slide.
2. Use the  to label the four stages of the Frog Life Cycle.
3. Tap  to add your work to your journal.

Students will edit this template



 Science, 1st, K, 2nd


 Compatible with: Chromebooks, computers, iPads, iPhones, Android tablets, Android phones, Kindle Fire



If you are interested to extend this task further. You could carefully provide detailed drawing of each of the 4 stages of the frog's life cycle. You could take a photo of your 4 drawings and add that to the template that is on Seesaw for you.


Type into YouTube: Pip | A Short Animated Film by
South Eastern Guide Dogs

<https://www.youtube.com/watch?v=07d2dXHYb94>



Watch the following clip and write Pip's Story:

A series of horizontal blue lines for writing, consisting of a solid top line, a dashed middle line, and a solid bottom line, repeated multiple times down the page.



Choose one of the tables of data and create a graph.

Number of Gold medals	
China	
Japan	
USA	
Great Britain	
Australia	

Colours of Cars on Ross St.	
Red	
White	
Silver	
Blue	
Black	

